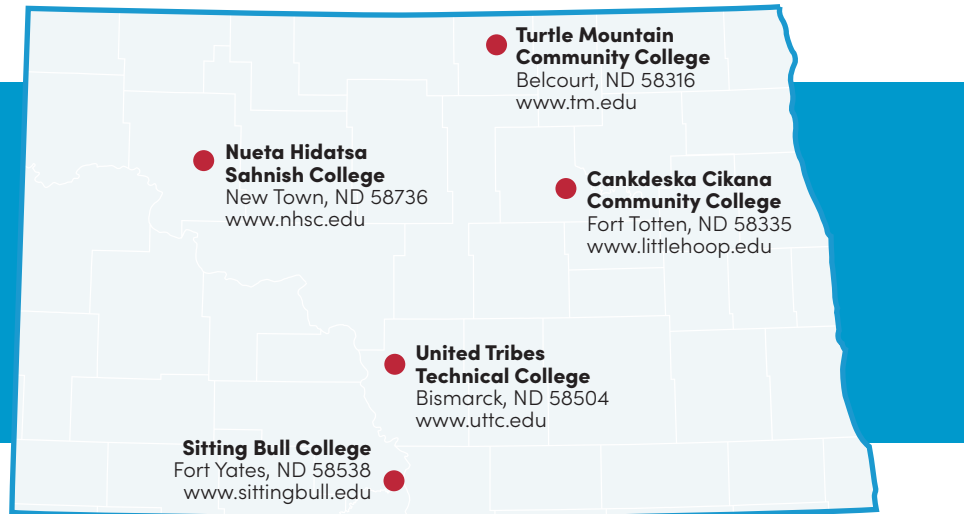


# NORTH DAKOTA TRIBAL COLLEGE SYSTEM (NDTCS)



There are **Five** Tribal Colleges in North Dakota



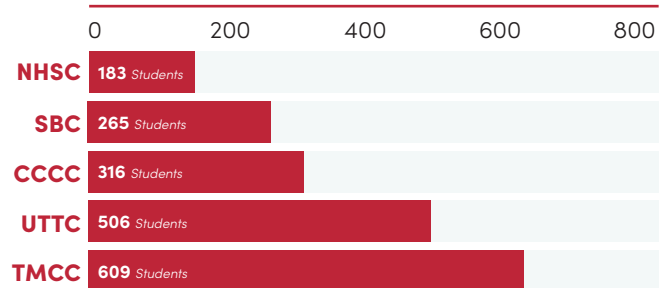
- Tribal colleges are public, non-profit post-secondary institutions accredited by the Higher Learning Commission, the same as state post-secondary institutions.
- Tribal colleges are chartered by federally-recognized Tribal governments to teach and preserve culture and language as a component of the majority of academic programs offered.
- Tribal colleges proactively collaborate with the North Dakota University System and the other organizations to enhance students' academic experience, retention, persistence, and seamless transfer.
- Tribal colleges are land grant institutions known as 1994's (the year of legislation).
- Tribal colleges are affordable and accessible to Native and non-Native students.
- Tribal colleges in North Dakota are stable institutions established in the early 1970's.
- Tribal colleges are a sound investment for building and sustaining of North Dakota's workforce.

## Economic Contribution of North Dakota's Five Tribal Colleges Exceeds \$145 Million

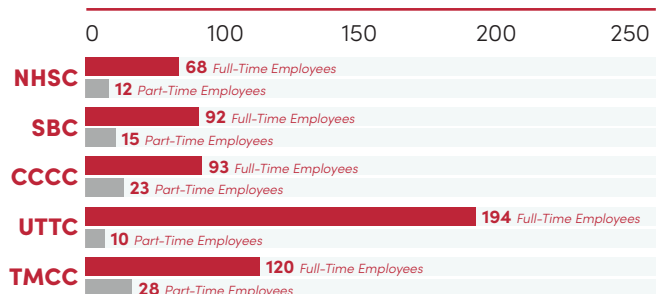
Category	2019 Impacts
Operations Spending	\$ 55.5 million
Student Spending	\$ 5.1 million
Alumni Impact	\$ 84.5 million
<b>Total Impact</b>	<b>\$ 145.1 million</b>

(2020 Economic Modeling Specialists International [EMSI] Economic Impact Report for NDATC)

## 2022 Tribal College Student Enrollment



## 2022 Tribal College Workforce



# NATIVE AMERICANS PAY TAXES

Contrary to common belief, Native Americans pay taxes, including federal income, sales and use, motor fuels, property and other taxes.



(Study conducted by Al Nygard Consulting on behalf of NDATC, 2020.)

## Tax Contributions of Native Americans in North Dakota Exceeds \$301 Million

Tax Source	2019 Taxes Paid
Personal Income Tax	\$ 3,942,498
Sales & Use Tax	\$ 30,518,400
Motor Fuels Tax	\$ 13,133,000
Corporate Tax	\$ 1,162,950
Property Tax	\$ 642,000
Oil Production Tax	\$ 251,890,120
<b>Total Impact</b>	<b>\$ 301,293,968</b>

## North Dakota Native Americans: Facts and Figures

- There are five reservations in ND which encompass over 3.8 million acres of land.
- Tribes include Lakota, Dakota, Chippewa, Mandan, Arikara, and Hidatsa.
- Native Americans are the largest minority population in North Dakota representing 5.25% of the State's population.
- 55% of this population live on a reservation. The median age is 26.9, a full eight years younger than North Dakota's overall median age of 35.1.
- Native American students account for 10.9% of the K-12 student population.
- The Native American high school graduation rate averages 67.3% compared to 88% statewide.
- Poverty average rates for Benson, Rolette and Sioux Counties are more than double the U.S. Poverty Rate of 14%.

## Native Americans are Tri-Citizens

Although Native Americans are the first Americans, they were not recognized as U.S. citizens until the Indian Citizenship Act of 1924. Furthermore, Native Americans are citizens of their tribal nation, as well as the state in which they reside.



Spirit Lake Tribe



Standing Rock Sioux Tribe



MHA Nation Tribe



Turtle Mountain Band of Chippewa Tribe



North Dakota



United States